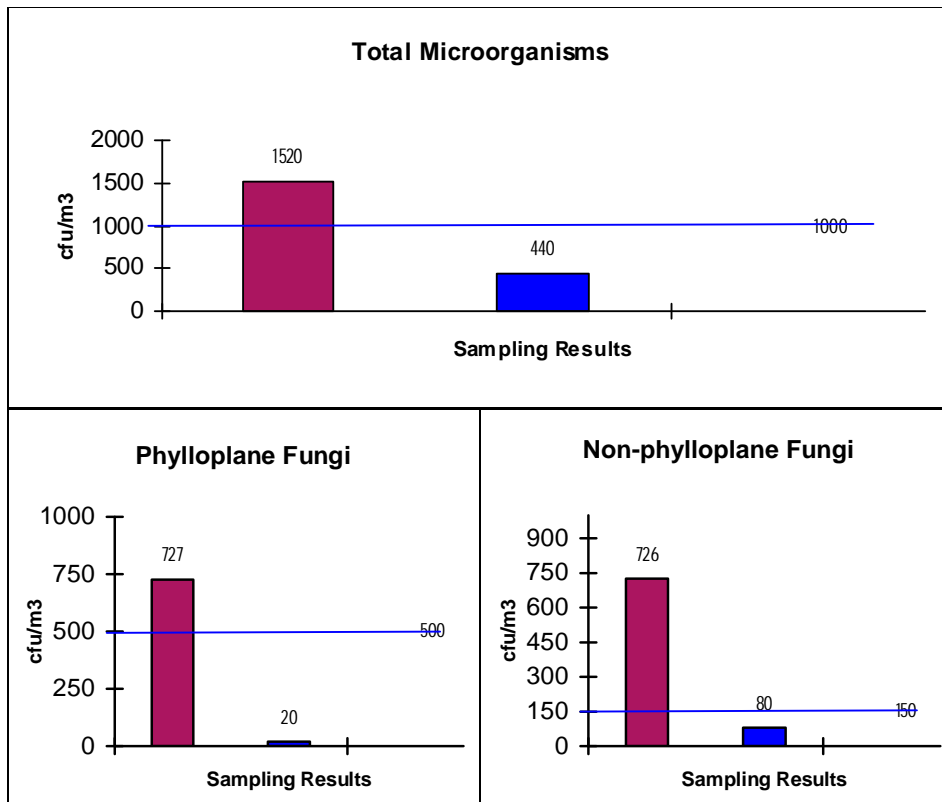



Summary Comparison of IAQ Microbiological Test Results at:

PETROSAINS Sdn Bhd,  
4<sup>th</sup> Floor, Petronas Twin Towers,  
Level 4, Suria KLCC, 50088 Kuala Lumpur

Location 1: Counting Room (OUTSIDE), Finance Dept. 4<sup>th</sup> Floor.

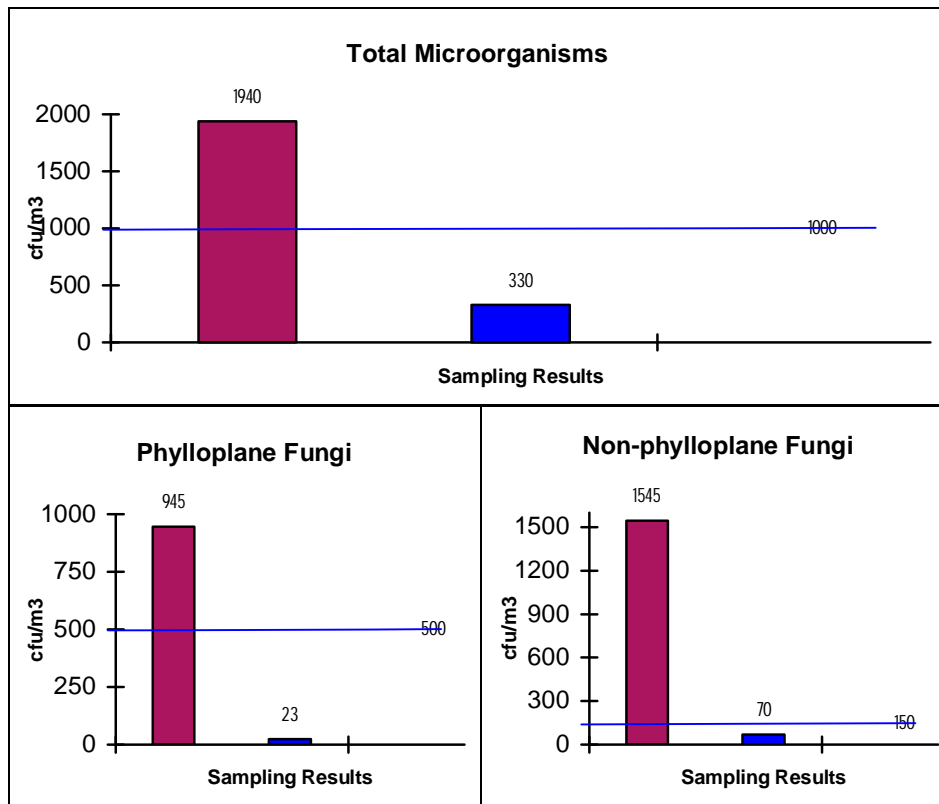
Colony forming units per cubic meter of Air (cfu/m <sup>3</sup> )	Guideline limit (cfu/m <sup>3</sup> )	Previous results (sample date 4/11/04)	Re-test sampling results (sample date 15/2/06) Readings made 3 wks after Airfree's installation.	Percentage reduction
Total Microorganisms	1000	1520	440	71%
Phylloplane Fungi	500	727	20	97%
Non-phyloplane Fungi	150	726	80	89%





Location 2: Counting Room (INSIDE), Finance Dept. 4<sup>th</sup> Floor.

Colony forming units per cubic meter of Air (cfu/m <sup>3</sup> )	Guideline limit (cfu/m <sup>3</sup> )	Previous results (sample date 4/11/04)	Re-test sampling results (sample date 15/2/06) Readings made 3 wks after Airfree's installation.	Percentage reduction
Total Microorganisms	1000	1940	320	84%
Phylloplane Fungi	500	945	23	98%
Non-phyloplane Fungi	150	1545	70	95%



Note:

IAQ tests was conducted by Industrial Hygiene Division team from National Institute of Occupational Safety and Health (NIOSH) Malaysia to ensure the credibility of test results (tests for "before and after" the installation of Airfree was made by the same team).

Please refer to the attached report.